



Residential / Commercial



N-Type

Bifacial Module with Double Glass

Type: DMXXM10RT-B54HST/HBT-L

Power Range: 435 - 450W Max.

Efficiency : 22.5 %



Bifacial Module Application

Up to 25 % higher electricity yields due to active cell technology in bifacial glass/glass modules on both sides.



Better Performance

Our modules perform better on sunny and hot days thanks to its optimized temperature coefficient.



Excellent Low Light Performance

Our modules can also provide higher power output under low light conditions, such as sunset, cloudy, or dawn.




Excellent Quality

More than 40 years' experience of manufacturing and intensive quality tests above the IEC standard ensures reliable modules and a secured investment.




Assumption of Environmental, Social and Governance Responsibility (ESG)

DMEGC stands for his responsibility. Production is certified according to SA 8000 (ILO standards).



Certifications

- SA 8000** ILO Standards. Social responsibility standards
- ISO 9001** Quality management system
- ISO 14001** Environmental management system
- ISO 45001** Occupational health and safety management system
- ISO 50001** Energy management system

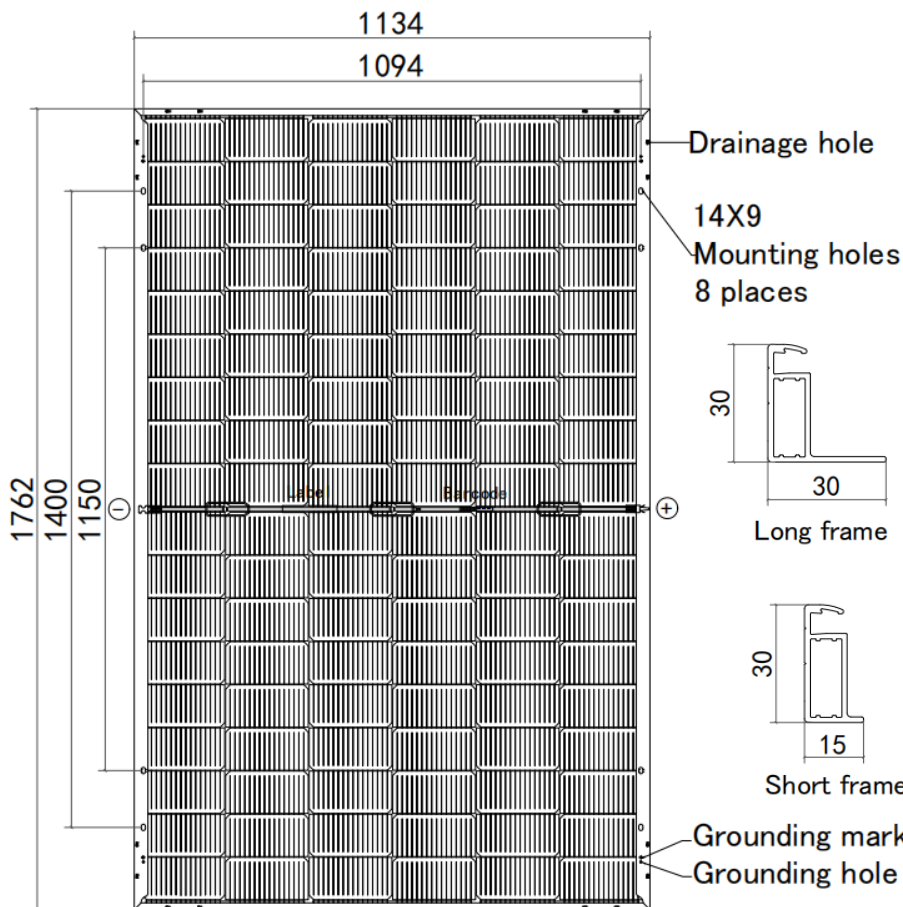


DMXXM10RT-B54HST/HBT-L



Module Specification

Cell Type	N -type Mono-crystalline , 108 (6x18)
Dimensions (mm)	1762 x 1134 x 30
Weight (kg)	20.4
Front Cover	1.6 mm heat strengthened glass with anti -reflective coating
Rear Cover	1.6 mm heat strengthened glass
Junction Box	3 Diodes, IP68 according to IEC 62790
Cables	4 mm² solar cable, 1.1 m or Customized Length
Connector Type	Sunter: PV-ZH202B; Stäubli: PV-KST4-EVO2/xy_UR, PV-KBT4-EVO2/xy_UR, PV-KST4-EVO2A/xy, PV-KBT4-EVO2A/xy



Electrical Specifications¹

Module Type	DM435M10RT-B54HST/HBT-L		DM440M10RT-B54HST/HBT-L		DM445M10RT-B54HST/HBT-L		DM450M10RT-B54HST/HBT-L	
Testing Condition	STC	BNPI	STC	BNPI	STC	BNPI	STC	BNPI
Maximum Power (Pmax/W)	435	479	440	484	445	490	450	495
Maximum Power Current (Imp/A)	13.35	14.39	13.42	14.47	13.48	14.54	13.54	14.62
Maximum Power Voltage (Vmp/V)	32.59	33.30	32.81	34.41	33.03	33.70	33.24	33.90
Short-circuit Current (Isc/A)	13.78	15.22	13.90	15.29	13.90	15.37	14.04	15.45
Open-circuit Voltage (Voc/V)	39.20	39.29	39.40	39.49	39.60	39.69	39.80	39.89
Module Efficiency STC (%)	21.77		22.02		22.27		22.5	

¹ Measurements according to IEC 60904-3, Measurement tolerance: Pmpp: ±3%, Isc: ±4%, Voc: ± 3%, Bifaciality: Pmpp: 80% ± 10%, Isc: 80% ± 10%, Voc: 100% ± 10%

² STC (Standard Test Condition): Radiation 1000 W/m², Module temperature 25 °C , AM = 1.5

BIFACIAL OUTPUT - REARSIDE POWER GAIN

10 %	Pmax (STC)	479	484	490	495
20 %	Pmax (STC)	522	528	534	540
30 %	Pmax (STC)	566	572	579	585

Certification and Warranty

Certification	IEC 61215, IEC 61730	
WEEE Registration No.	DE 50188598	
Product Warranty	25 years	*25 years product warranty is only valid for this type of modules installed in residential rooftop PV systems in Australia.
Peak Power Warranty	30 years linear warranty	
Fire Rating Class	IEC Class C	

1.) First year: min. 99 %. 2.) From the 2nd year: Max. 0.4 % degradation annually. 3.) Min. 87.4 % in the 30th year.

Temperature Characteristics

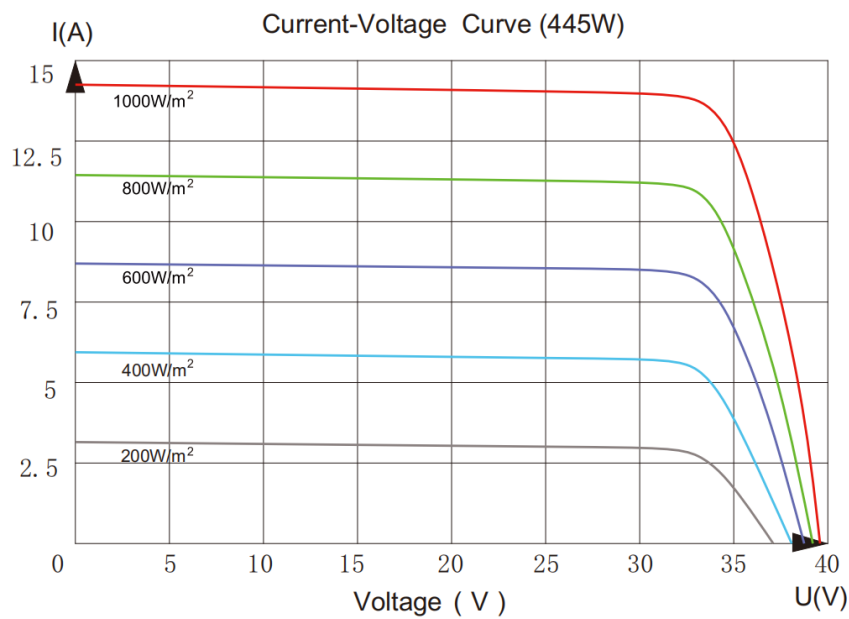
Nominal Module Operating Temperature (NMOT)	45 ± 2°C
Temperature Coefficient of Pmax (%/ °C)	-0.31
Temperature Coefficient of Voc (%/ °C)	-0.26
Temperature Coefficient of Isc (%/ °C)	+0.038

Packaging

Container	40' HQ
Pallet Dimensions(mm)	1800 × 1140 × 1250
Pieces per Pallet	36
Pieces per Container	936

Operating conditions

Operating Temperature (°C)	-40 to +85
Maximum System Voltage(V)	1500 DC (IEC)
Overcurrent protection rating (A)	30
Power Binning Tolerance (W)	0 / +5
Protection class	II
Max. Test Load, Push/Pull (Pa)	Snow 5400 / Wind 3600
Max. Design Load, Push/Pull (Pa)	3600 / 2400
Country of Manufacture	China



Statement: The installation instructions and the warranty conditions must be followed. Due to technological progress, product parameters will be adjusted accordingly. When signing the contract, the latest data of the company shall prevail.



Hengdian Group DMEGC Magnetics Co.,Ltd.
Hengdian Industrial Zone, Dongyang City Zhejiang Province,
China 322118
Tel: 0086-579-8658-8825 Fax: 0086-579-8655-4845
E-mail: solar@dmegc.com.cn, Website: www.dmegcsolar.com

All information in this data sheet corresponds to EN 50380.Changes and errors excepted.
Status: 10/2023, Document: EN_DS-M10RT-B54HST/HBT-L-202310_2

Copyright © 2023 Hengdian Group DMEGC Magnetics.
All rights reserved.