

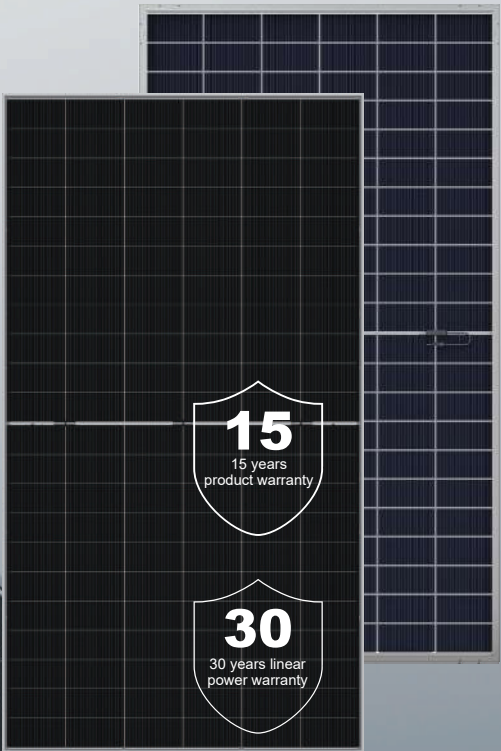
# iNFINITY

## N-type

Bifacial Module with Double Glass

# DMxxxG12T-B66HSW

# 710~735W



**23.7%**  
Max. Efficiency

- **Leading manufacturing**  
40+ years experience in high-tech manufacturing.
- **High environmental, social and governance responsibility (ESG)**  
100% green production, transparent supply chain and excellent ESG rating in the solar industry.



### Top Choice For Project Applications

Improved IRR with shorter amortisation time, reduced LCOE (Levelised Cost of Energy) and lower BOS (Balance of System) costs.



### Extended Stress Tests

Protection against harsh environmental conditions Certified by TÜV Rheinland.



### Green Product

Focus on circular economy - low carbon footprint, PFAS-free and recyclable components.

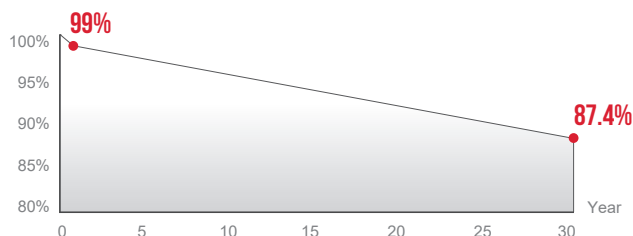
## COMPANY MANAGEMENT SYSTEM

- SA 8000: ILO Standards. Social responsibility standards
- ISO 9001: Quality management system
- ISO 14001: Environmental management system
- ISO 45001: Occupational health and safety management system
- ISO 50001: Energy management system
- ISO 27001: Information security management system

## PRODUCT CERTIFICATION

IEC 61215, IEC 61730

## POWER WARRANTY



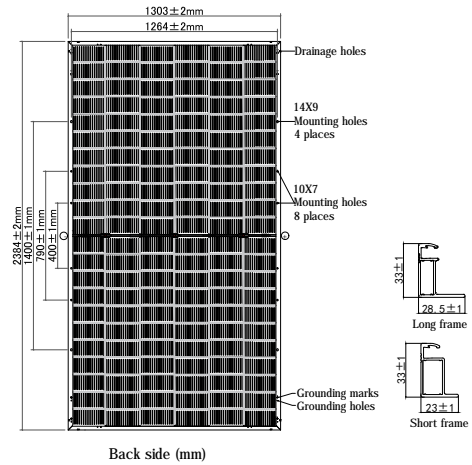
≤1% 1st-year Degradation ≤0.4% Annual Degradation Over 30 years  
Performance warranty terms only apply to the front-side (STC) performance



# DMxxxG12T-B66HSW

## Module Specification

Cell Type	N type Mono-crystalline, 132(6×22)
Dimensions (mm)	2384×1303×33
Weight (kg)	37.7
Front Cover	2mm heat strengthened glass, Anti-reflective coating
Rear Cover	2mm heat strengthened glass
Junction Box	3 Diodes, IP68 according to IEC 62790
Output Cables (Including Connector)	4mm <sup>2</sup> /Portrait: 360mm (+)/200mm(-) Landscape: 1400mm(+)/1400mm(-) Length can be customized
Connector Type	Sunter: PV-ZH202B; Stäubli: PV-KST4-EVO2/xy_UR, PV-KBT4-EVO2/xy_UR, PV-KST4-EVO2A/xy, PV-KBT4-EVO2A/xy;



## Electrical Specifications<sup>1</sup>

Module Type	DM710G12T-B66HSW		DM715G12T-B66HSW		DM720G12T-B66HSW		DM725G12T-B66HSW		DM730G12T-B66HSW		DM735G12T-B66HSW	
	STC <sup>2</sup>	BNPI <sup>3</sup>	STC	BNPI	STC	BNPI	STC	BNPI	STC	BNPI	STC	BNPI
Maximum Power (Pmax/W)	710	785	715	790	720	796	725	801	730	807	735	812
Maximum Power Current (Imp/A)	17.45	19.26	17.50	19.31	17.54	19.36	17.58	19.40	17.62	19.44	17.66	19.49
Maximum Power Voltage (Vmp/V)	40.76	40.81	40.93	40.89	41.10	41.15	41.27	41.32	41.45	41.50	41.63	41.68
Short-circuit Current (Isc/A)	18.52	20.38	18.56	20.42	18.60	20.46	18.65	20.52	18.70	20.57	18.75	20.63
Open-circuit Voltage (Voc/V)	48.82	48.83	49.02	49.03	49.20	49.21	49.38	49.39	49.56	49.57	49.74	49.75
Short-circuit Current @BSI <sup>4</sup> (A)	22.85		22.90		22.95		23.01		23.08		23.14	
Module Efficiency STC (%)	22.9		23.0		23.2		23.3		23.5		23.7	

<sup>1</sup> Measurements according to IEC 60904-3, Measurement tolerance: Isc: ±4%, Voc: ±3%, Test uncertainty for Pmax: ±3%, Bifaciality: 80%±5%, ϕIsc=80%±5%, ϕVoc=100%±3%, ϕPmax=80%±5%

<sup>2</sup> STC (Standard Test Condition): Radiation 1000W/m<sup>2</sup>, Module temperature 25°C, AM=1.5

<sup>3</sup> BNPI: Ef=1000W/m<sup>2</sup>, Er=135W/m<sup>2</sup>, AM1.5, Tc=25°C

<sup>4</sup> BSI: Ef=1000W/m<sup>2</sup>, Er=300W/m<sup>2</sup>, AM1.5, Tc=25°C

## BIFACIAL OUTPUT - REAR SIDE POWER GAIN

10 % Pmax (STC)	781	787	792	798	803	809
20 % Pmax (STC)	852	858	864	870	876	882
30 % Pmax (STC)	923	930	936	943	949	956

## Temperature Characteristics

Nominal Module Operating Temperature (NMOT)	42±2°C
Temperature Coefficient of Pmax (%/°C)	-0.29
Temperature Coefficient of Voc (%/°C)	-0.25
Temperature Coefficient of Isc (%/°C)	+0.048

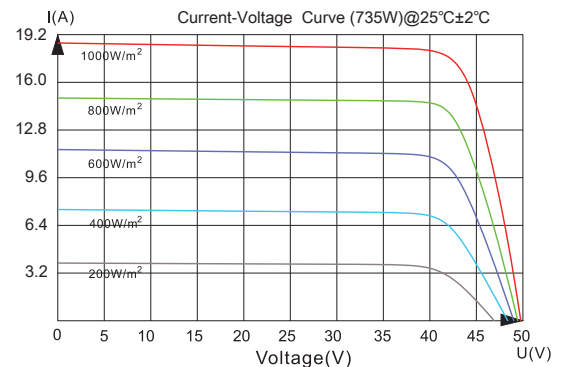
## Packaging

Container	40HQ
Pallet Dimensions (mm)	1320×1115×2502
Pieces per Pallet	33
Pieces per Container	594
Country of Manufacture	China

## Operating Conditions

Operating Temperature (T98) (°C)	-40 to +70
Maximum System Voltage (V)	1500 DC(IEC)
Overcurrent Protection Rating (A)	35
Power Output Tolerance (%)	0~3
Protection Class	Class II
Max. Test Load, Push/Pull (Pa) <sup>5</sup>	+5400 / -2400
Max. Design Load, Push/Pull (Pa) <sup>5</sup>	+3600 / -1600
Fire Rating Class	Class C according to UL790

<sup>5</sup>The loading values will change according to different installing methods, please see installation manual for instructions.



Hengdian Group DMEGC Magnetics Co.,Ltd.  
 Add: Hengdian Industrial Zone, Dongyang City Zhejiang Province, China 322118  
 Tel: 0086-579-8658-8826 E-mail: solar@dmeqc.com.cn Website: www.dmeqcsolar.com

Statement: The installation instructions and the warranty conditions must be followed. Due to technological progress, product parameters will be adjusted accordingly. When signing the contract, the latest data of the company shall prevail. All information in this data sheet corresponds to EN 50380. Changes and errors excepted. Document: EN DS-G12T-B66HSW-20251223.

©DMEGC 2025 – All Rights Reserved