

iNFINITY RT

N-type

Mono facial Module with Double Glass

DMxxxG12RT-G54HBB

510~530W

23.6%
Max. Efficiency

- **Leading manufacturing**
40+ years experience in high-tech manufacturing.
- **High environmental, social and governance responsibility (ESG)**
100% green production, transparent supply chain and excellent ESG rating in the solar industry.



- Outstanding Aesthetics**
Designed with aesthetics in mind and manufactured using DMEGC Advanced Black Technology.
- Extended Stress Tests**
Protection against harsh environmental conditions
Certified by TÜV Rheinland.
- Green Product**
Focus on circular economy - low carbon footprint, PFAS-free and recyclable components.

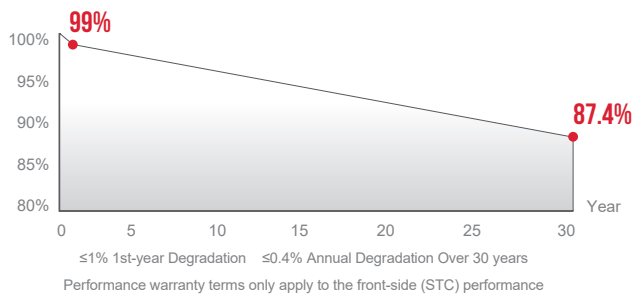
COMPANY MANAGEMENT SYSTEM

- SA 8000: ILO Standards. Social responsibility standards
- ISO 9001: Quality management system
- ISO 14001: Environmental management system
- ISO 45001: Occupational health and safety management system
- ISO 50001: Energy management system
- ISO 27001: Information security management system

PRODUCT CERTIFICATION

IEC 61215, IEC 61730

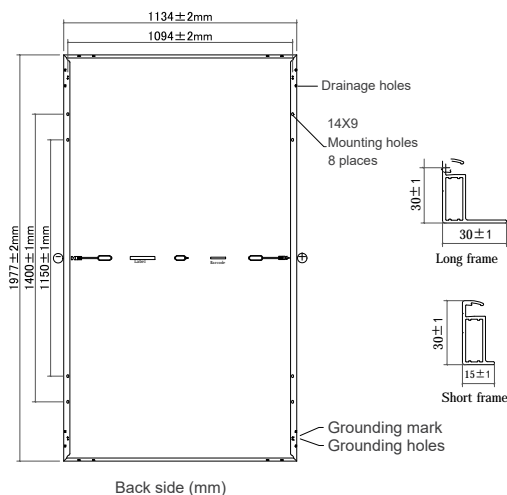
POWER WARRANTY



DMxxxG12RT-G54HBB

Module Specification

Cell Type	N type Mono-crystalline, 108(6×18)
Dimensions (mm)	1977×1134×30
Weight (kg)	27.1
Front Cover	2 mm heat strengthened glass, Anti-reflective coating
Rear Cover	2 mm heat strengthened glass
Junction Box	3 Diodes, IP68 according to IEC 62790
Output Cables (Including Connector)	4 mm ² /Portrait: 300 mm (+) /200 mm (-) Landscape: 1200 mm (+) /1200 mm (-) Length can be customized
Connector Type	Stäubli: PV-KST4-EVO2/xy_UR, PV-KBT4-EVO2/xy_UR, PV-KST4-EVO2A/xy, PV-KBT4-EVO2A/xy; Sunter: PV-ZH202B



Electrical Specifications¹

Module Type	DM510G12RT-G54HBB		DM515G12RT-G54HBB		DM520G12RT-G54HBB		DM525G12RT-G54HBB		DM530G12RT-G54HBB	
Testing Condition	ÜVÖ	PT UV	ÜVÖ	PT UV	ÜVÖ	PT UV	ÜVÖ	PT UV	ÜVÖ	PT UV
Maximum Power (Pmax/W)	164	184	171	191	178	198	185	205	212	232
Maximum Power Current (Imp/A)	10.0	11.1	10.6	11.7	10.2	11.3	10.8	11.9	11.5	12.6
Maximum Power Voltage (Vmp/V)	16.4	16.6	16.1	16.3	17.4	17.5	17.1	17.3	18.4	18.4
Short-circuit Current (Isc/A)	11.1	12.2	10.7	11.8	10.3	11.4	10.9	12.0	11.6	12.7
Open-circuit Voltage (Voc/V)	21.6	21.6	21.6	21.6	21.6	21.6	21.6	21.6	21.6	21.6
Module Efficiency STC (%)	22.8		23.0		23.2		23.4		23.6	

¹ Measurements according to IEC 60904-3, Measurement tolerance: Isc: ±4%, Voc: ±3%, Test uncertainty for Pmax: ±3%

² STC (Standard Test Condition): Radiation 1000 W/m², Module temperature 25°C, AM = 1.5

³ NMOT: Radiation 800 W/m², Ambient temperature 20°C, AM = 1.5, Wind Speed 1 m/s

Operating Conditions

Operating Temperature (T98) (°C)	-40 to +70
Maximum System Voltage (V)	1500 DC(IEC)
Overcurrent Protection Rating (A)	30
Power Output Tolerance (%)	0~3
Protection Class	Class II
Max. Test Load, Push/Pull (Pa) ⁵	+5400 / -3600
Max. Design Load, Push/Pull (Pa) ⁵	+3600 / -2400
Fire Rating Class	Class C according to UL790

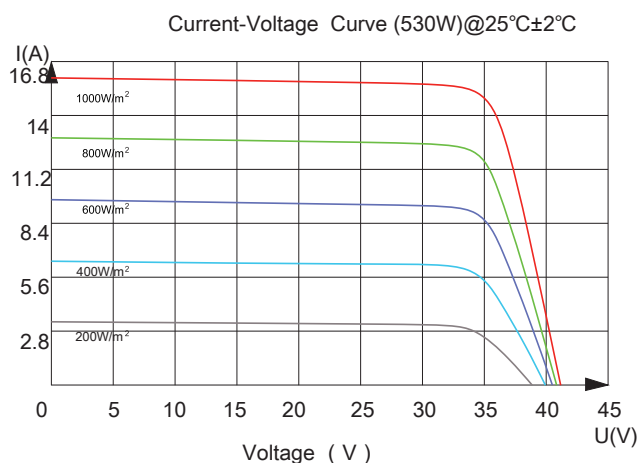
⁵The loading values will change according to different installing methods, please see installation manual for instructions.

Packaging

Container	40HQ
Pallet Dimensions (mm)	1985x1140x1250
Pieces per Pallet	36
Pieces per Container	864
Country of Manufacture	China

Temperature Characteristics

Nominal Module Operating Temperature (NMOT)	42±2°C
Temperature Coefficient of Pmax (%/°C)	-0.29
Temperature Coefficient of Voc (%/°C)	-0.25
Temperature Coefficient of Isc (%/°C)	+0.048



Hengdian Group DMEGC Magnetics Co.,Ltd.
 Add: Hengdian Industrial Zone, Dongyang City Zhejiang Province, China 322118
 Tel: 0086-579-8658-8826 E-mail: solar@dmeqc.com.cn Website: www.dmeqcsolar.com

Statement: The installation instructions and the warranty conditions must be followed. Due to technological progress, product parameters will be adjusted accordingly. When signing the contract, the latest data of the company shall prevail. All information in this data sheet corresponds to EN 50380.Changes and errors excepted. Document: EN DS-G12RT-G54HBB Plus-20251224.

©DMEGC 2025 – All Rights Reserved