

# INFINITY RT

## N-type


Bifacial Module with Double Glass

# DMxxxG12RT-B48HSW

# 455~475W

**23.8%**  
Max. Efficiency

- **Leading manufacturing**  
40+ years experience in high-tech manufacturing.
- **High environmental, social and governance responsibility (ESG)**  
100% green production, transparent supply chain and excellent ESG rating in the solar industry.



### Higher Module Efficiency

Increased energy yield due to optimized material use.



### Extended Stress Tests

Protection against harsh environmental conditions  
Certified by TÜV Rheinland.



### Green Product

Focus on circular economy - low carbon footprint,  
PFAS-free and recyclable components.

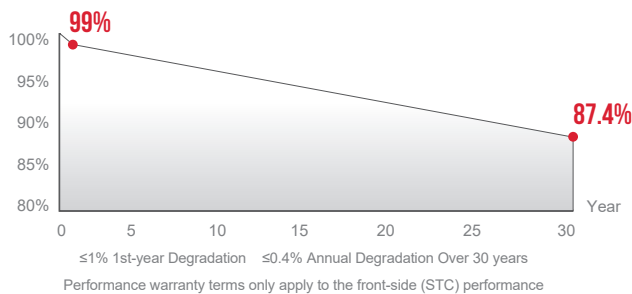
## COMPANY MANAGEMENT SYSTEM

- SA 8000: ILO Standards. Social responsibility standards
- ISO 9001: Quality management system
- ISO 14001: Environmental management system
- ISO 45001: Occupational health and safety management system
- ISO 50001: Energy management system
- ISO 27001: Information security management system

## PRODUCT CERTIFICATION

IEC 61215, IEC 61730

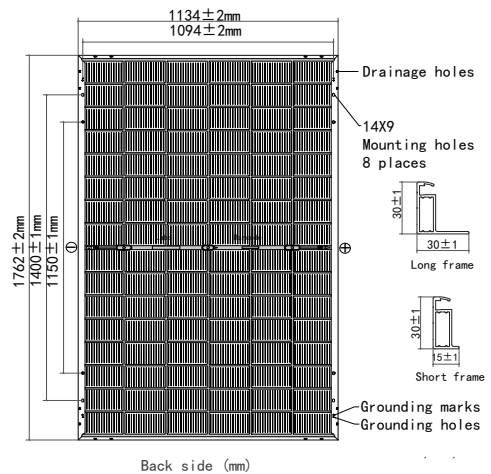
## POWER WARRANTY



# DMxxxG12RT-B48HSW

## Module Specification

Cell Type	N type Mono-crystalline, 96(6×16)
Dimensions (mm)	1762×1134×30
Weight (kg)	24.0
Front Cover	2 mm heat strengthened glass, Anti-reflective coating
Rear Cover	2 mm heat strengthened glass
Junction Box	3 Diodes, IP68 according to IEC 62790
Output Cables (Including Connector)	4 mm <sup>2</sup> /Portrait: 300 mm (+) /200 mm (-) Landscape: 1100 mm (+) /1100 mm (-) Length can be customized
Connector Type	Stäubli: PV-KST4-EVO2/xy_UR, PV-KBT4-EVO2/xy_UR, PV-KST4-EVO2A/xy, PV-KBT4-EVO2A/xy; Sunter: PV-ZH202B



## Electrical Specifications<sup>1</sup>

Module Type	DM455G12RT-B48HSW		DM460G12RT-B48HSW		DM465G12RT-B48HSW		DM470G12RT-B48HSW		DM475G12RT-B48HSW	
	STC <sup>2</sup>	BNPI <sup>3</sup>	STC	BNPI	STC	BNPI	STC	BNPI	STC	BNPI
Maximum Power (P <sub>max</sub> /W)	455	503	460	508	465	514	470	519	475	525
Maximum Power Current (I <sub>mp</sub> /A)	14.83	16.37	14.87	16.41	14.91	16.54	14.95	16.50	14.99	16.54
Maximum Power Voltage (V <sub>mp</sub> /V)	30.69	30.73	30.95	30.99	31.21	31.25	31.47	31.51	31.68	31.72
Short-circuit Current (I <sub>sc</sub> /A)	15.78	17.36	15.83	17.42	15.88	17.47	15.93	17.53	15.98	17.58
Open-circuit Voltage (V <sub>oc</sub> /V)	36.18	36.18	36.32	36.32	36.46	36.46	36.60	36.60	36.74	36.74
Short-circuit Current @BSI <sup>4</sup> (A)	19.47		19.53		19.60		19.66		19.72	
Module Efficiency STC (%)	22.8		23.0		23.3		23.5		23.8	

<sup>1</sup> Measurements according to IEC 60904-3, Measurement tolerance: I<sub>sc</sub>: ±4%, V<sub>oc</sub>: ±3%, Test uncertainty for P<sub>max</sub>: ±3%, Bifaciality: 80±5%, φI<sub>sc</sub>=80±5%, φV<sub>oc</sub>=100±3%, φP<sub>max</sub>=80±5%

<sup>2</sup> STC (Standard Test Condition): Radiation 1000 W/m<sup>2</sup>, Module temperature 25 °C, AM = 1.5

<sup>3</sup> BNPI: E<sub>f</sub>=1000W/m<sup>2</sup>, E<sub>r</sub>=135W/m<sup>2</sup>, AM1.5, T<sub>c</sub>=25 °C

<sup>4</sup> BSI: E<sub>f</sub>=1000W/m<sup>2</sup>, E<sub>r</sub>=300W/m<sup>2</sup>, AM1.5, T<sub>c</sub>=25 °C

## BIFACIAL OUTPUT - REAR SIDE POWER GAIN

10 % P <sub>max</sub> (STC)	501	506	512	517	523
20 % P <sub>max</sub> (STC)	546	552	558	564	570
30 % P <sub>max</sub> (STC)	592	598	605	611	618

## Temperature Characteristics

Nominal Module Operating Temperature (NMOT)	42±2°C
Temperature Coefficient of P <sub>max</sub> (%/°C)	-0.29
Temperature Coefficient of V <sub>oc</sub> (%/°C)	-0.25
Temperature Coefficient of I <sub>sc</sub> (%/°C)	+0.048

## Packaging

Container	40HQ
Pallet Dimensions (mm)	1800x1140x1250
Pieces per Pallet	36
Pieces per Container	936
Country of Manufacture	China

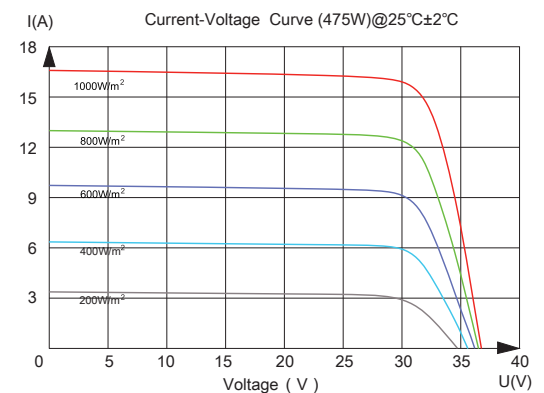


Hengdian Group DMEGC Magnetics Co., Ltd.  
 Add: Hengdian Industrial Zone, Dongyang City Zhejiang Province, China 322118  
 Tel: 0086-579-8658-8826 E-mail: solar@dmevc.com.cn Website: www.dmevc.com.cn

## Operating Conditions

Operating Temperature (T <sub>98</sub> ) (°C)	-40 to +70
Maximum System Voltage (V)	1500 DC (IEC)
Overcurrent Protection Rating (A)	30
Power Output Sorting Tolerance (%)	0~3
Protection Class	Class II
Max. Test Load, Push/Pull (Pa) <sup>5</sup>	+5400 / -3600
Max. Design Load, Push/Pull (Pa) <sup>5</sup>	+3600 / -2400
Fire Rating Class	Class C according to UL790

<sup>5</sup>The loading values will change according to different installing methods, please see installation manual for instructions.



Statement: The installation instructions and the warranty conditions must be followed. Due to technological progress, product parameters will be adjusted accordingly. When signing the contract, the latest data of the company shall prevail. All information in this data sheet corresponds to EN 50380.Changes and errors excepted. Document: EN DS-G12RT-B48HSW-20250714.

©DMEGC 2025 – All Rights Reserved