

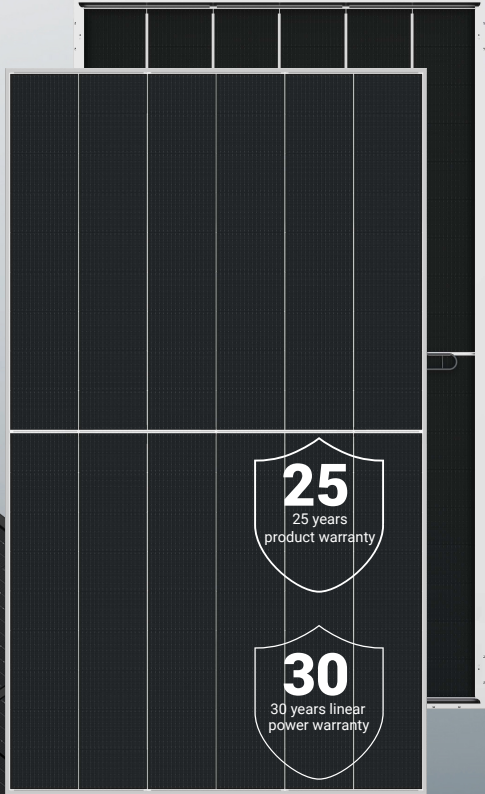
# INFINITY RT 3.0

**N-type**

**Bifacial Module with Double Glass**




**DMxxxG12RT-B54HSW**

**510~535W**

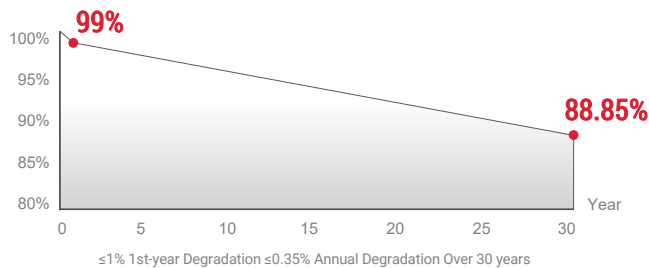


**23.9%**  
Max. Efficiency

- **Leading manufacturing**  
40+ years experience in high-tech manufacturing.
- **High environmental, social and governance responsibility (ESG)**  
100% green production, transparent supply chain and excellent ESG rating in the solar industry.

-  **Higher Module Efficiency**  
Increased energy yield due to optimized material use.
-  **Extended Stress Tests**  
Protection against harsh environmental conditions Certified by TÜV.
-  **Green Product**  
Focus on circular economy - low carbon footprint, PFAS-free and recyclable components.

## POWER WARRANTY



## COMPANY MANAGEMENT SYSTEM

- SA 8000: ILO Standards. Social responsibility standards
- ISO 9001: Quality management system
- ISO 14001: Environmental management system
- ISO 45001: Occupational health and safety management system
- ISO 50001: Energy management system
- ISO 27001: Information security management system

## PRODUCT CERTIFICATION

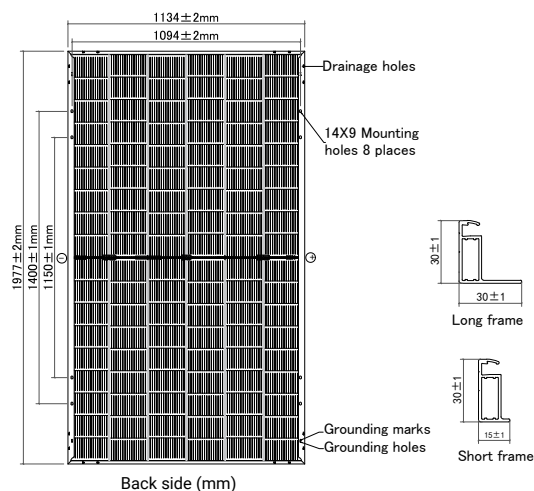
- IEC 61215, IEC 61730
- Extended-Stress (IEC TS 63209)
- Ammonia Corrosion (IEC 62716)
- Salt Mist Corrosion (IEC 61701)
- LeTID (IEC TS 63342)
- Dust & Sand (IEC 60068)



# DMxxxG12RT-B54HSW

## Module Specification

Cell Type	N type Mono-crystalline, 108 (6×18)
Dimensions (mm)	1977×1134×30
Weight (kg)	27.1
Front Cover	2 mm heat strengthened glass, Anti-reflective coating
Rear Cover	2 mm heat strengthened glass
Junction Box	3 Diodes, IP68 according to IEC 62790
Output Cables (Including Connector)	4 mm <sup>2</sup> /Portrait: 300 mm (+) /200 mm (-) Landscape: 1200 mm (+) /1200 mm (-) Length can be customized
Connector Type	PV-D01 or MC4-EVO 2A (1500V)



Back side (mm)

## Electrical Specifications<sup>1</sup>

Module Type	DM510G12RT-B54HSW		DM515G12RT-B54HSW		DM520G12RT-B54HSW		DM525G12RT-B54HSW		DM530G12RT-B54HSW		DM535G12RT-B54HSW	
Testing Condition	STC <sup>2</sup>	NMOT <sup>3</sup>	STC	NMOT	STC	NMOT	STC	NMOT	STC	NMOT	STC	NMOT
Maximum Power (P <sub>max</sub> /W)	510	389	515	392	520	396	525	400	530	404	535	408
Maximum Power Current (I <sub>mp</sub> /A)	14.96	12.16	15.03	12.21	15.10	12.27	15.17	12.33	15.24	12.38	15.31	12.44
Maximum Power Voltage (V <sub>mp</sub> /V)	34.10	32.00	34.28	32.16	34.45	32.32	34.62	32.48	34.79	32.64	34.96	32.80
Short-circuit Current (I <sub>sc</sub> /A)	15.64	12.61	15.69	12.65	15.74	12.69	15.79	12.73	15.84	12.77	15.89	12.81
Open-circuit Voltage (V <sub>oc</sub> /V)	40.02	38.52	40.24	38.73	40.46	38.94	40.68	39.15	40.90	39.36	41.12	39.57
Module Efficiency STC (%)	22.7		23.0		23.2		23.4		23.6		23.9	

<sup>1</sup> Measurements according to IEC 60904-3, Measurement tolerance: P<sub>max</sub>: ±3%, I<sub>sc</sub>: ±4%, V<sub>oc</sub>: ±3%, Bifaciality: 80%±5%

<sup>2</sup> STC (Standard Test Condition): Radiation 1000 W/m<sup>2</sup>, Module temperature 25°C, AM = 1.5

<sup>3</sup> NMOT: Radiation 800 W/m<sup>2</sup>, Ambient temperature 20°C, AM = 1.5, Wind Speed 1 m/s

## Electrical Specifications<sup>1</sup>(BNPI<sup>2</sup>)

Nameplate Power (W)	510	515	520	525	530	535
Maximum Power (P <sub>max</sub> /W)	564	569	575	580	586	591
Maximum Power Current (I <sub>mp</sub> /A)	16.51	16.59	16.66	16.74	16.82	16.90
Maximum Power Voltage (V <sub>mp</sub> /V)	34.14	34.32	34.49	34.66	34.83	35.00
Short-circuit Current (I <sub>sc</sub> /A)	17.21	17.26	17.32	17.37	17.43	17.48
Open-circuit Voltage (V <sub>oc</sub> /V)	40.02	40.24	40.46	40.68	40.90	41.12

<sup>1</sup> Measurements according to IEC 60904-3, Measurement tolerance: P<sub>max</sub>: ±3%, I<sub>sc</sub>: ±4%, V<sub>oc</sub>: ±3%

<sup>2</sup> BNPI: Front radiation 1000W/m<sup>2</sup>, Rear radiation 135W/m<sup>2</sup>, Module temperature 25°C, AM=1.5

## Operating Conditions

Operating Temperature (°C)	-40 to +85
Maximum System Voltage (V)	1500 DC(IEC)
Overcurrent Protection Rating (A)	30
Power Sorting (%)	0~3
Protection Class	Class II
Fire Class	Class C (IEC)
Max. Test Load, Push/Pull (Pa)	Front 5400 / Back 2400
Max. Design Load, Push/Pull (Pa)	Front 3600 / Back 1600
Hail Class	HW3*

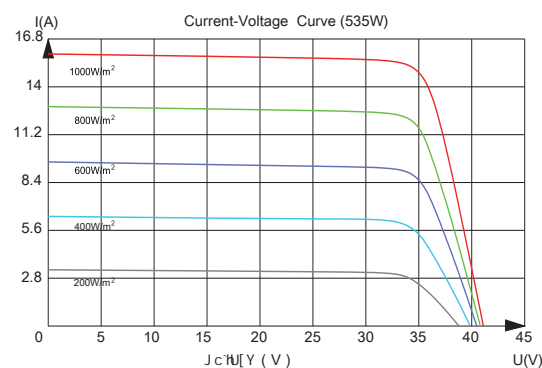
\* Reference diameter of ice balls-VKF 30mm, Ice ball storage temp -20°C.

## Temperature Characteristics

Nominal Module Operating Temperature (NMOT)	42±2°C
Temperature Coefficient of P <sub>max</sub> (%/°C)	-0.29
Temperature Coefficient of V <sub>oc</sub> (%/°C)	-0.25
Temperature Coefficient of I <sub>sc</sub> (%/°C)	+0.048

## Packaging

Container	40HQ
Pallet Dimensions (mm)	1985x1140x1250
Pieces per Pallet	36
Pieces per Container	864



Hengdian Group DMEGC Magnetics Co.,Ltd.  
 Add: Hengdian Industrial Zone, Dongyang City Zhejiang Province, China 322118  
 Tel: 0086-579-8658-8826 E-mail: solar@dmevc.com.cn Website: www.dmevc.com

DMEGC Renewable Energy B.V.  
 Add: Industrierweg 2,2641 RM Pijnacker, The Netherlands.  
 Tel: +31 (0) 8 58200765 E-mail: contact@dmevc.eu

Statement: The installation instructions and the warranty conditions must be followed. Due to technological progress, product parameters will be adjusted accordingly. When signing the contract, the latest data of the company shall prevail. All information in this data sheet corresponds to EN 50380.Changes and errors excepted. Document: EN DS-G12RT-B54HSW-20260513.

©DMEGC – All Rights Reserved