

INFINITY RT 3.0

N-type


Bifacial Module with Double Glass

DMxxxG12RT-B48HBT

455~480W

24.0%
Max. Efficiency

- **Leading manufacturing**
40+ years experience in high-tech manufacturing.
- **High environmental, social and governance responsibility (ESG)**
100% green production, transparent supply chain and excellent ESG rating in the solar industry.



Outstanding Aesthetics

Designed with aesthetics in mind and manufactured using DMEGC Advanced Black Technology.



Extended Stress Tests

Protection against harsh environmental conditions Certified by TÜV.



Green Product

Focus on circular economy - low carbon footprint, PFAS-free and recyclable components.

COMPANY MANAGEMENT SYSTEM

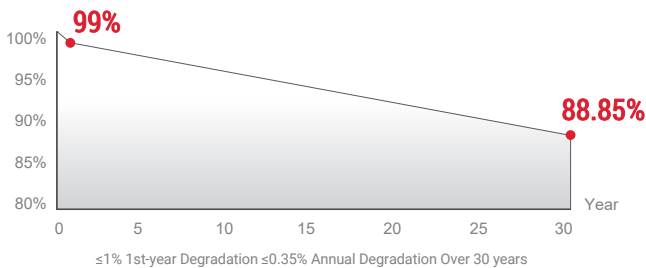
- SA 8000: ILO Standards. Social responsibility standards
- ISO 9001: Quality management system
- ISO 14001: Environmental management system
- ISO 45001: Occupational health and safety management system
- ISO 50001: Energy management system
- ISO 27001: Information security management system

PRODUCT CERTIFICATION

- IEC 61215, IEC 61730
- Extended-Stress (IEC TS 63209)
- Ammonia Corrosion (IEC 62716)
- Salt Mist Corrosion (IEC 61701)
- LeTID (IEC TS 63342)
- Dust & Sand (IEC 60068)



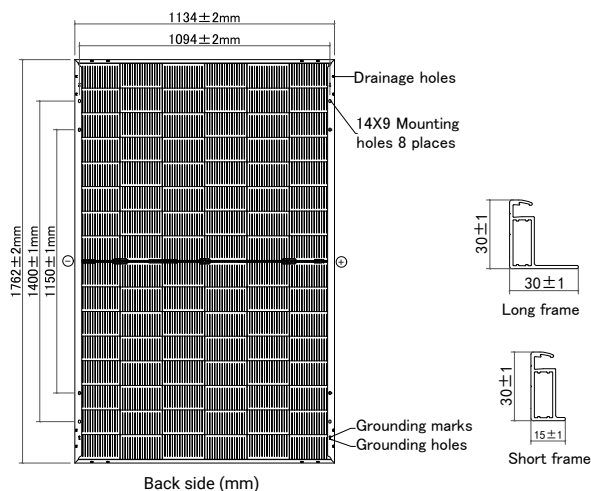
POWER WARRANTY



DMxxxG12RT-B48HBT

Module Specification

| | |
|-------------------------------------|--|
| Cell Type | N type Mono-crystalline, 96 (6×16) |
| Dimensions (mm) | 1762×1134×30 |
| Weight (kg) | 24.0 |
| Front Cover | 2 mm heat strengthened glass, Anti-reflective coating |
| Rear Cover | 2 mm heat strengthened glass |
| Junction Box | 3 Diodes, IP68 according to IEC 62790 |
| Output Cables (Including Connector) | 4 mm ² /Portrait: 300 mm (+) /200 mm (-) Landscape: 1100 mm (+) /1100 mm (-) Length can be customized |
| Connector Type | PV-D01 or MC4-EVO 2A (1500V) |



Electrical Specifications¹

| Module Type | DM455G12RT-B48HBT | | DM460G12RT-B48HBT | | DM465G12RT-B48HBT | | DM470G12RT-B48HBT | | DM475G12RT-B48HBT | | DM480G12RT-B48HBT | |
|--|-------------------|-------------------|-------------------|-------|-------------------|-------|-------------------|-------|-------------------|-------|-------------------|-------|
| | STC ² | NMOT ³ | STC | NMOT | STC | NMOT | STC | NMOT | STC | NMOT | STC | NMOT |
| Maximum Power (P _{max} /W) | 455 | 347 | 460 | 351 | 465 | 354 | 470 | 358 | 475 | 362 | 480 | 366 |
| Maximum Power Current (I _{mp} /A) | 14.99 | 12.18 | 15.06 | 12.24 | 15.13 | 12.29 | 15.20 | 12.35 | 15.27 | 12.41 | 15.34 | 12.46 |
| Maximum Power Voltage (V _{mp} /V) | 30.39 | 28.51 | 30.57 | 28.68 | 30.75 | 28.85 | 30.93 | 29.02 | 31.11 | 29.19 | 31.29 | 29.36 |
| Short-circuit Current (I _{sc} /A) | 15.68 | 12.64 | 15.73 | 12.68 | 15.78 | 12.72 | 15.83 | 12.76 | 15.88 | 12.80 | 15.93 | 12.84 |
| Open-circuit Voltage (V _{oc} /V) | 35.59 | 34.25 | 35.81 | 34.46 | 36.03 | 34.68 | 36.25 | 34.89 | 36.47 | 35.10 | 36.69 | 35.31 |
| Module Efficiency STC (%) | 22.8 | | 23.0 | | 23.3 | | 23.5 | | 23.8 | | 24.0 | |

¹ Measurements according to IEC 60904-3, Measurement tolerance: P_{max}: ±3%, I_{sc}: ±4%, V_{oc}: ±3%, Bifaciality: 80%±5%
² STC (Standard Test Condition): Radiation 1000 W/m², Module temperature 25°C, AM = 1.5
³ NMOT: Radiation 800 W/m², Ambient temperature 20°C, AM = 1.5, Wind Speed 1 m/s

Electrical Specifications¹(BNPI²)

| Nameplate Power (W) | 455 | 460 | 465 | 470 | 475 | 480 |
|--|-------|-------|-------|-------|-------|-------|
| Maximum Power (P _{max} /W) | 503 | 508 | 514 | 519 | 525 | 531 |
| Maximum Power Current (I _{mp} /A) | 16.54 | 16.62 | 16.70 | 16.77 | 16.85 | 16.93 |
| Maximum Power Voltage (V _{mp} /V) | 30.43 | 30.61 | 30.79 | 30.97 | 31.15 | 31.33 |
| Short-circuit Current (I _{sc} /A) | 17.25 | 17.31 | 17.36 | 17.42 | 17.47 | 17.53 |
| Open-circuit Voltage (V _{oc} /V) | 35.59 | 35.81 | 36.03 | 36.25 | 36.47 | 36.69 |

¹ Measurements according to IEC 60904-3, Measurement tolerance: P_{max}: ±3%, I_{sc}: ±4%, V_{oc}: ±3%
² BNPI: Front radiation 1000W/m², Rear radiation 135W/m², Module temperature 25°C, AM=1.5

Operating Conditions

| | |
|-----------------------------------|------------------------|
| Operating Temperature (°C) | -40 to +85 |
| Maximum System Voltage (V) | 1500 DC(IEC) |
| Overcurrent Protection Rating (A) | 30 |
| Power Sorting (%) | 0~3 |
| Protection Class | Class II |
| Fire Class | Class C (IEC) |
| Max. Test Load, Push/Pull (Pa) | Front 5400 / Back 2400 |
| Max. Design Load, Push/Pull (Pa) | Front 3600 / Back 1600 |
| Hail Class | HW3* |

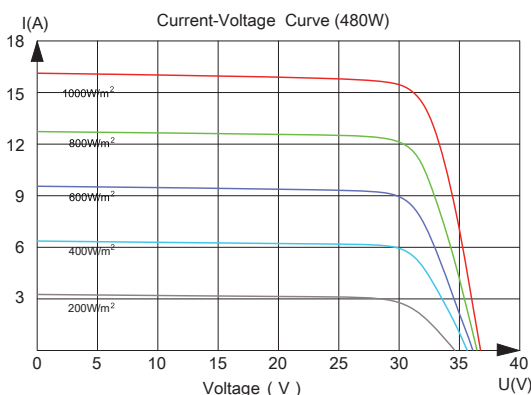
* Reference diameter of ice balls-VKF 30mm, Ice ball storage temp -20°C.

Temperature Characteristics

| | |
|--|--------|
| Nominal Module Operating Temperature (NMOT) | 42±2°C |
| Temperature Coefficient of P _{max} (%/°C) | -0.29 |
| Temperature Coefficient of V _{oc} (%/°C) | -0.25 |
| Temperature Coefficient of I _{sc} (%/°C) | +0.048 |

Packaging

| | |
|------------------------|----------------|
| Container | 40HQ |
| Pallet Dimensions (mm) | 1800x1140x1250 |
| Pieces per Pallet | 36 |
| Pieces per Container | 936 |



Hengdian Group DMEGC Magnetics Co.,Ltd.
 Add: Hengdian Industrial Zone, Dongyang City Zhejiang Province, China 322118
 Tel: 0086-579-8658-8826 E-mail: solar@dmevc.com.cn Website: www.dmevc.com

DMEGC Renewable Energy B.V.
 Add: Industrieweg 2,2641 RM Pijnacker, The Netherlands.
 Tel: +31 (0) 8 58200765 E-mail: contact@dmevc.eu

Statement: The installation instructions and the warranty conditions must be followed. Due to technological progress, product parameters will be adjusted accordingly. When signing the contract, the latest data of the company shall prevail. All information in this data sheet corresponds to EN 50380.Changes and errors excepted. Document: EN DS-G12RT-B48HBT-20260513.

©DMEGC – All Rights Reserved